

The CIES Football Observatory

Demographic analysis of European football

Dr. Loïc RAVENEL – Scientific Collaborator

Congreso Internacional Futbol y tecnologia

Madrid, Sabado de 11 de febrero 2012



Contents

- About CIES Football Observatory
- European Overview
- Trends per National Leagues

About CIES Football Observatory

About CIES Football Observatory

- The International Centre for Sports Studies (CIES) is a private foundation affiliated to the University of Neuchâtel (Switzerland)
- The CIES Football Observatory was set up in 2005 by Drs. Raffaele Poli and Loïc Ravenel under the name of Professional Football Players' Observatory (PFPO)
- Since 2011, it is one of the cornerstones of the vast CIES Observatory project, dedicated to the statistical analysis of sport in all its diversity.

- Our original goal has been to analyse year by year the latest trends in the labour market of professional footballers from an international perspective
- For that, we have developed perfectly comparable statistical indicators on issues such as age, height, experience, training, origin, mobility, contracts, etc.

- Since 2010, a partnership with Opta has allowed us conceiving performance indicators correlated to results to objectively measure and compare players' on-pitch productivity
- We have also developed statistical models to explain and forecast team results according to the characteristics of players in the squad
- Elaborate researches on Football for several organizations (FIFA, UEFA, National Federations, Clubs, ...) in the global field of international comparisons



The screenshot shows the CIES Football Observatory website. At the top, there is a navigation bar with the CIES logo and 'FOOTBALL OBSERVATORY' text, along with flags for the United Kingdom and France. Below this is a main menu with links for Home, About, Team, Partners, Publications, In the Press, News, and Contact. A sidebar on the left provides contact information for CIES Football Observatory, including the address (Avenue DuPeyrou 1, 2000 Neuchâtel, Switzerland) and phone number (+41 (0)32 718 39 00). Social media icons for RSS, Facebook, and Twitter are also present.

The main content area features a large world map with a blue circle highlighting Europe and a silhouette of a football player. Below the map is a 'Go to the Database' button. To the right, there is a 'NEWS' section with two articles: 'Clubs' economic difficulties and speculation in the transfer (...)' dated 23.01.2012, and 'Big 5 league predictions: mid-season assessment' dated 10.01.2012. Below the news are three sections: 'MAPPING PLAYERS' (describing an interactive tool for expatriate players), 'PREVIEW AND PREDICTIONS' (weekly follow-up on big-5 league predictions), and 'FACTS AND FIGURES' (announcing the availability of the 2012 Demographic Study). A 'DEMOGRAPHIC STUDY 2012' graphic is also visible.

At the bottom of the page, there is a copyright notice: '© 2005-2012 CIES Football Observatory. All rights reserved.'

A website allowing registered users to interactively depict some of our demographic indicators and our activity : www.eurofootplayers.org




Two yearly publications



Annual Review of the European Football Players' Labour Market (big-5 leagues), since 2006

Demographic Study of Footballers in Europe (33 top division leagues), since 2009



European Overview

The Leagues



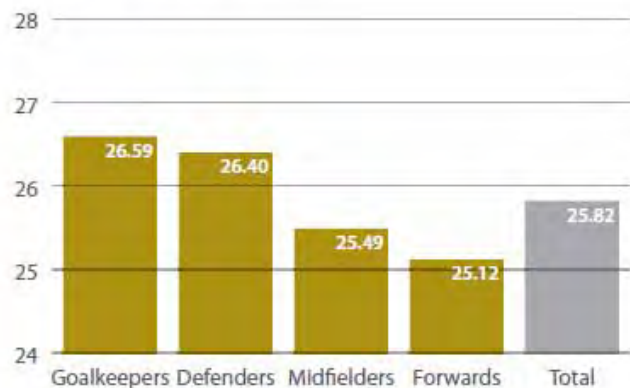
- 33 top division leagues
- 500 teams
- 12 410 players
- Only the players who played a match since the beginning of the season (except the GP).

The indicators

Age	<ul style="list-style-type: none">• Experience• Physical Performance
Height	<ul style="list-style-type: none">• Technical skills• Formation System
Club-trained	<ul style="list-style-type: none">• Formation System• Impact on National Team
International Activity	<ul style="list-style-type: none">• Quality of players• Experience
Expatriate	<ul style="list-style-type: none">• Internationalisation• Recruitment policies
New Players	<ul style="list-style-type: none">• Turnover

Average Age

Average age, by position




Average age, by continental area



Evolution since 2009

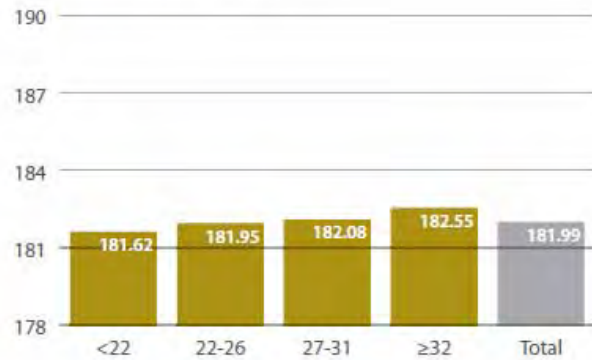


Most / least fielded, 2011



Average Height

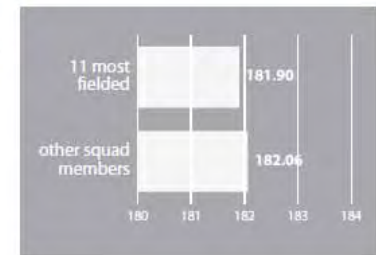
Average height, by age



Evolution since 2009



Most / least fielded, 2011

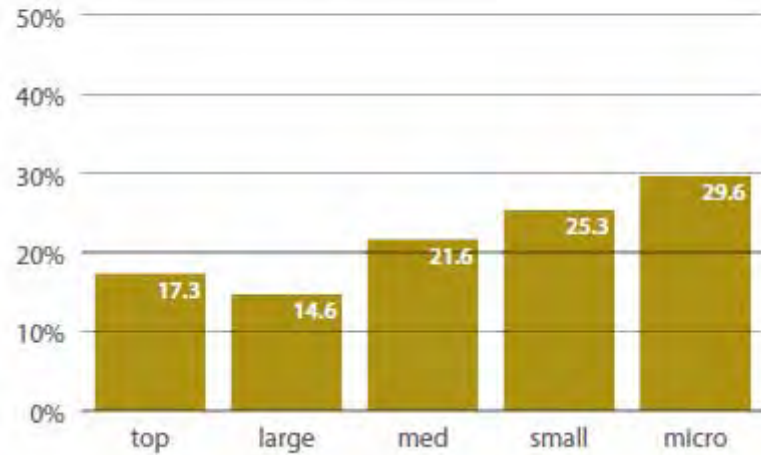


Average height, by league



% club-trained

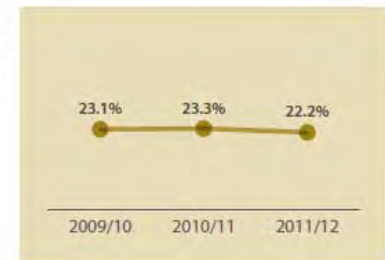
% club-trained, by league level




% club-trained, by continental area



Evolution since 2009



Most / least fielded, 2011



Trends per National Leagues

Typologie of the Leagues

Spain

- “Small” and talented players

Russia, Ukraine, Poland

- Importing players to improve success
- Decline of the youth training

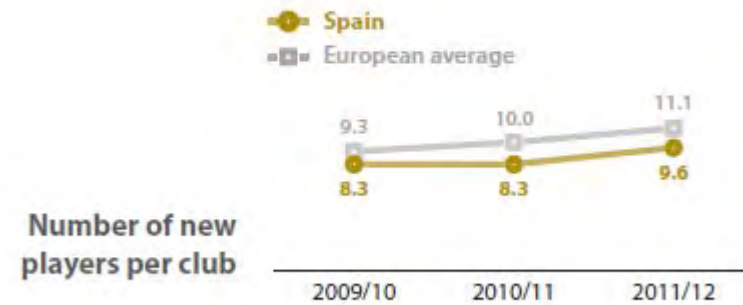
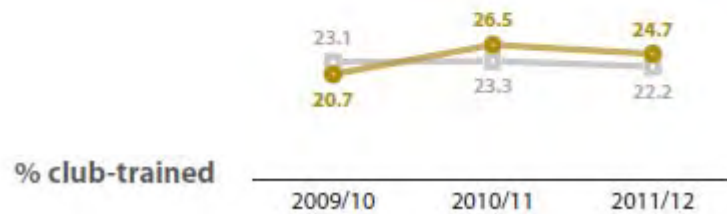
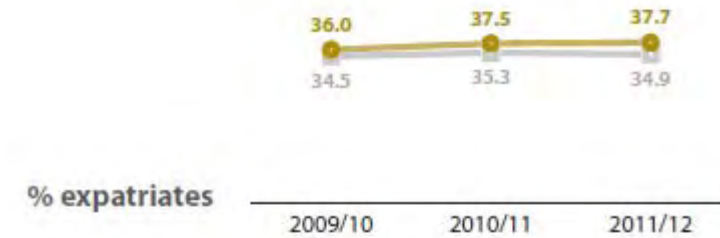
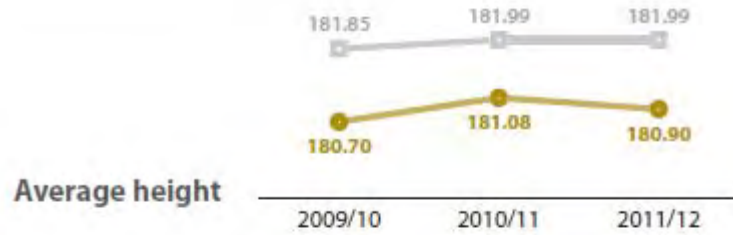
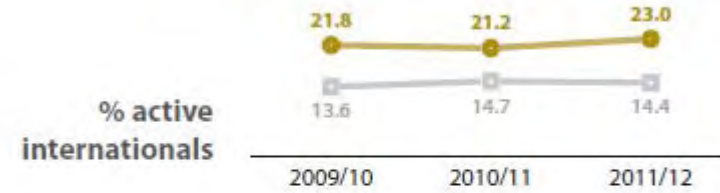
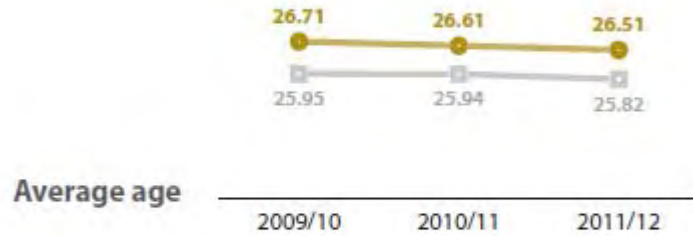
Denmark, Sweden, Croatia

- Development of the young talents

Bulgaria, Romania

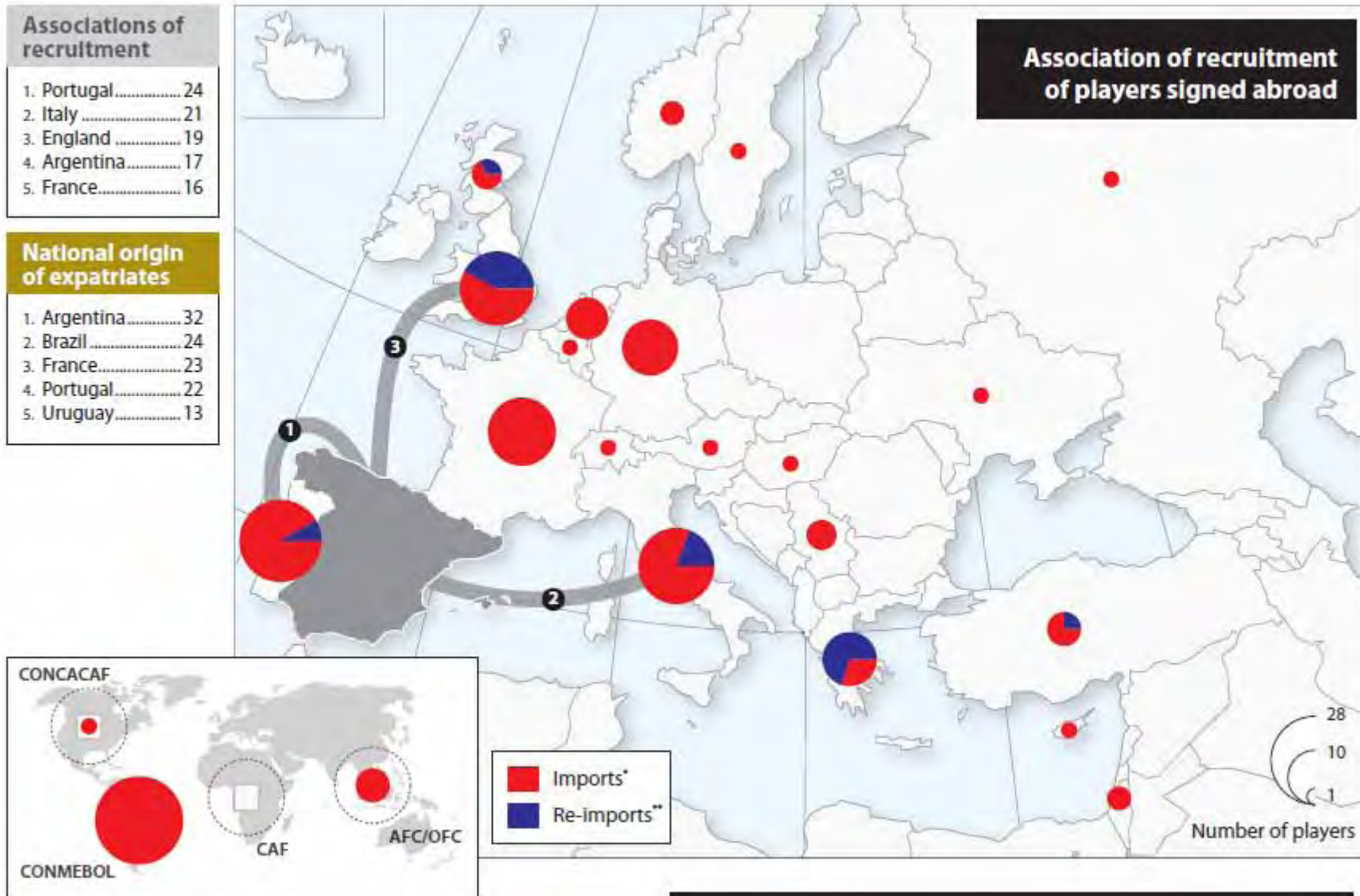
- Football in crisis

Spain: demographic trends



● Spain
■ European average

Spain : areas of recruitment

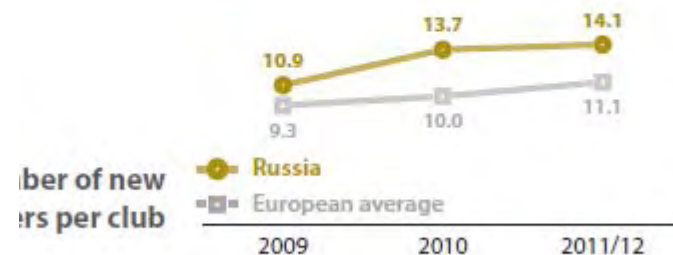
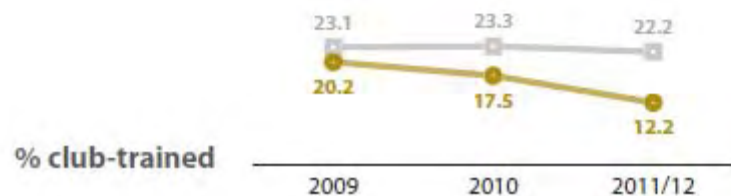
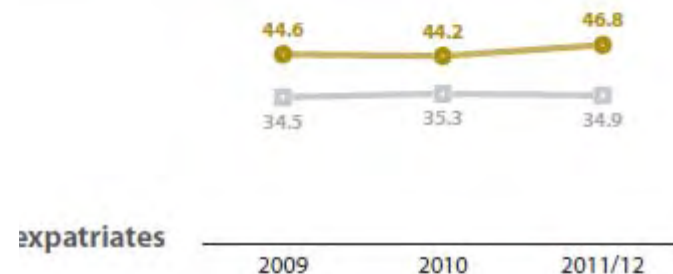
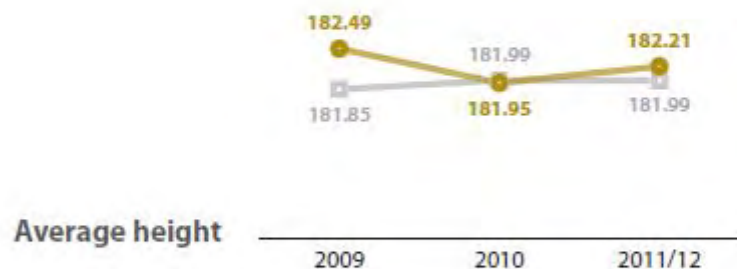
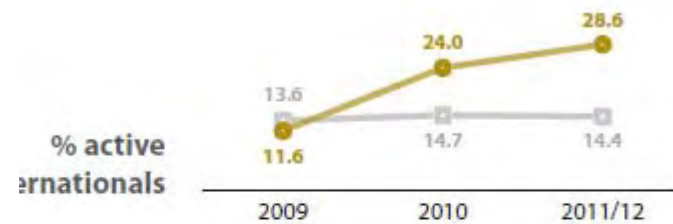
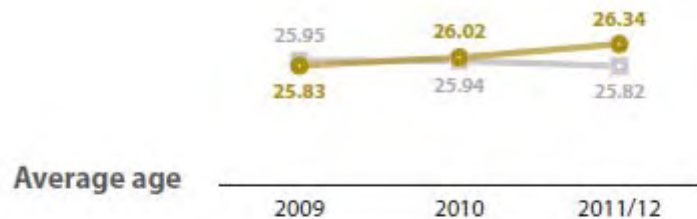


Spain : the most and the least

Average age		% club-trained		% expatriates	
1. Levante UD	29.13	1. Real Sociedad de Fútbol	62.5%	1. Real Madrid CF	62.5%
2. CA Osasuna	27.72	2. Athletic Club Bilbao	54.2%	2. Club Atlético de Madrid	58.3%
3. Rayo Vallecano	27.66	3. Racing Club Santander	44.0%	3. Málaga CF	57.1%
4. Granada CF	27.46	4. FC Barcelona	42.9%	4. Real Zaragoza	54.5%
5. FC Barcelona	27.43	5. RCD Mallorca	37.5%	5. Granada CF	52.0%
16. Real Madrid CF	25.71	16. Málaga CF	14.3%	16. Levante UD	26.1%
17. Athletic Club Bilbao	25.58	17. Rayo Vallecano	13.6%	17. Racing Club Santander	24.0%
18. Real Sociedad de Fútbol	25.42	Real Zaragoza	13.6%	18. Real Betis Balompié	17.2%
19. Club Atlético de Madrid	25.30	19. Granada CF	4.0%	19. Rayo Vallecano	13.6%
20. RCD Espanyol	24.86	20. Getafe CF	0.0%	20. Athletic Club Bilbao	0.0%

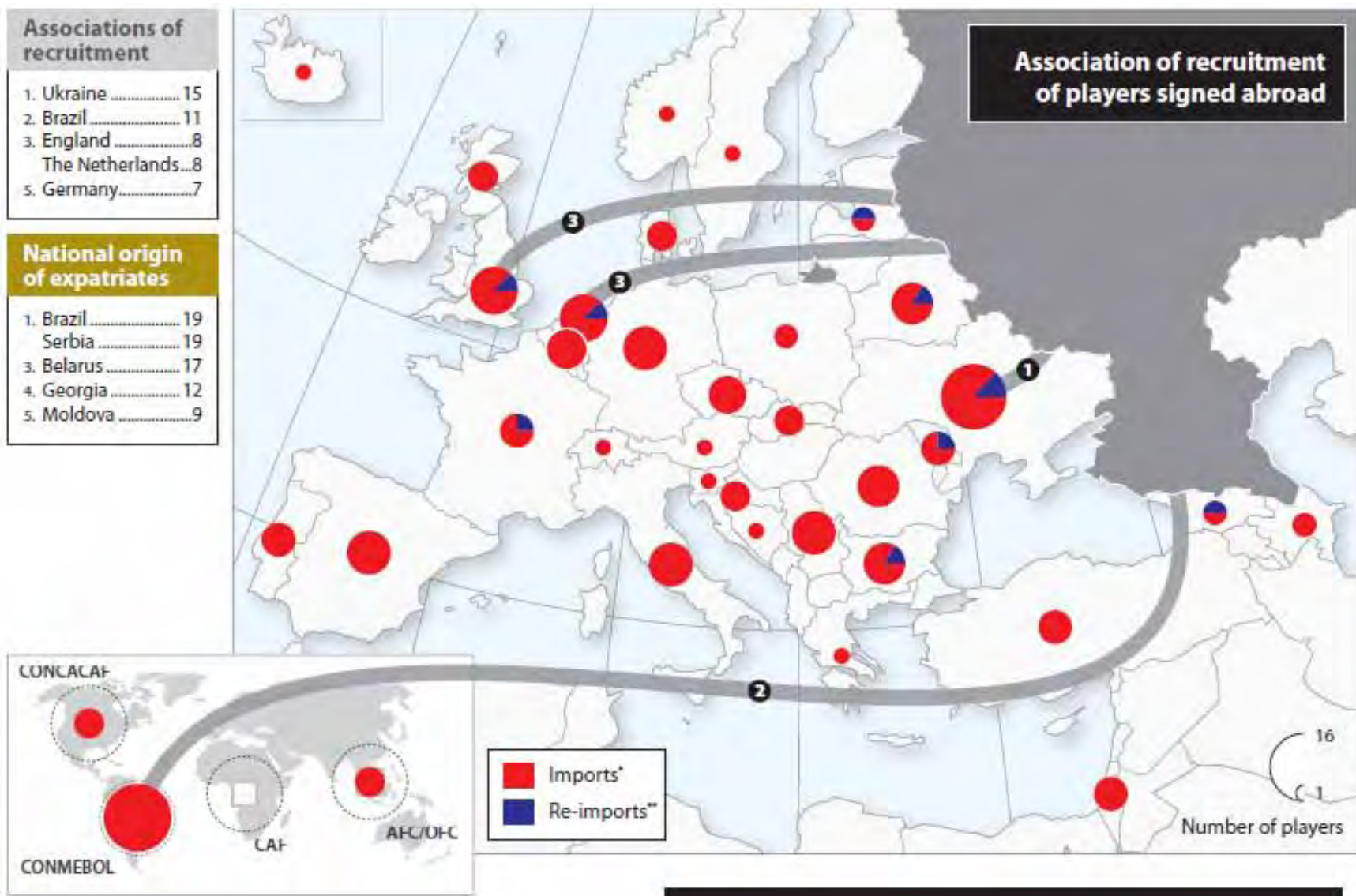
Average height (cm)		% active internationals		Number of new players	
1. Real Madrid CF	183.38	1. FC Barcelona	81.0%	1. Málaga CF	16
2. Real Sociedad de Fútbol	183.21	2. Real Madrid CF	70.8%	2. Granada CF	15
3. CA Osasuna	182.84	3. Sevilla FC	39.1%	3. Real Betis Balompié	14
4. Athletic Club Bilbao	182.67	4. Villarreal CF	37.5%	Real Zaragoza	14
5. Granada CF	181.92	5. Real Zaragoza	31.8%	5. CA Osasuna	13
16. Real Sporting de Gijón	179.67	16. Real Betis Balompié	10.3%	16. Real Madrid CF	5
17. Rayo Vallecano	179.36	17. Racing Club Santander	8.0%	Real Sociedad de Fútbol	5
18. Villarreal CF	179.25	18. Rayo Vallecano	4.5%	Real Sporting de Gijón	5
19. Real Betis Balompié	177.79	19. Levante UD	4.3%	19. Athletic Club Bilbao	3
20. FC Barcelona	177.48	20. Real Sporting de Gijón	4.2%	FC Barcelona	3

Russia: demographic trends

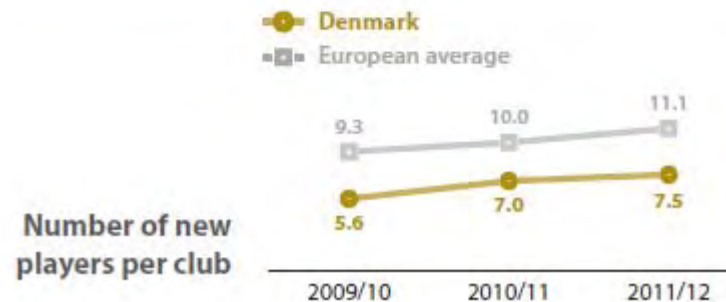
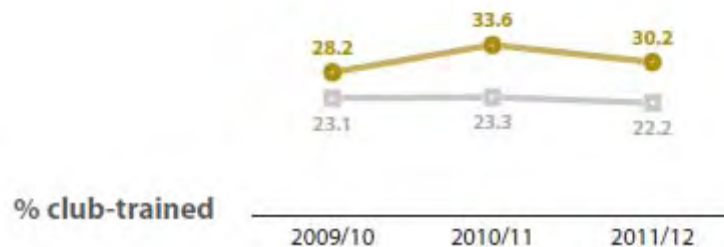
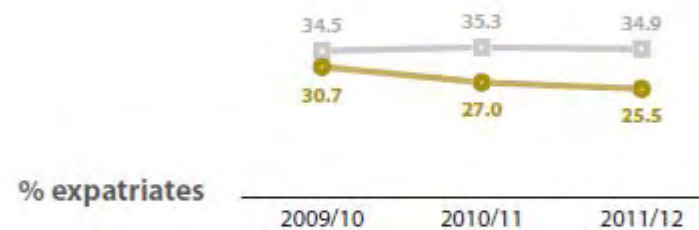
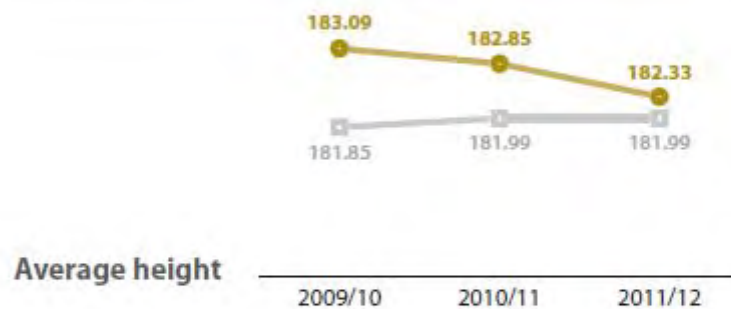
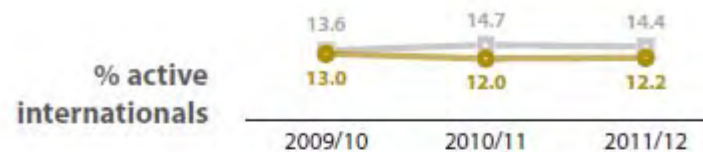
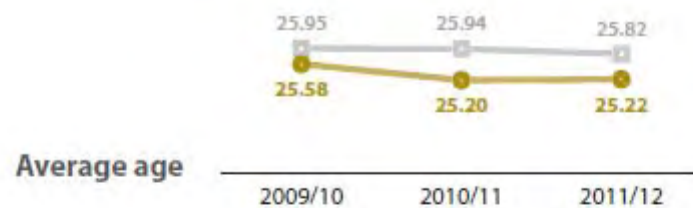


● Russia
■ European average

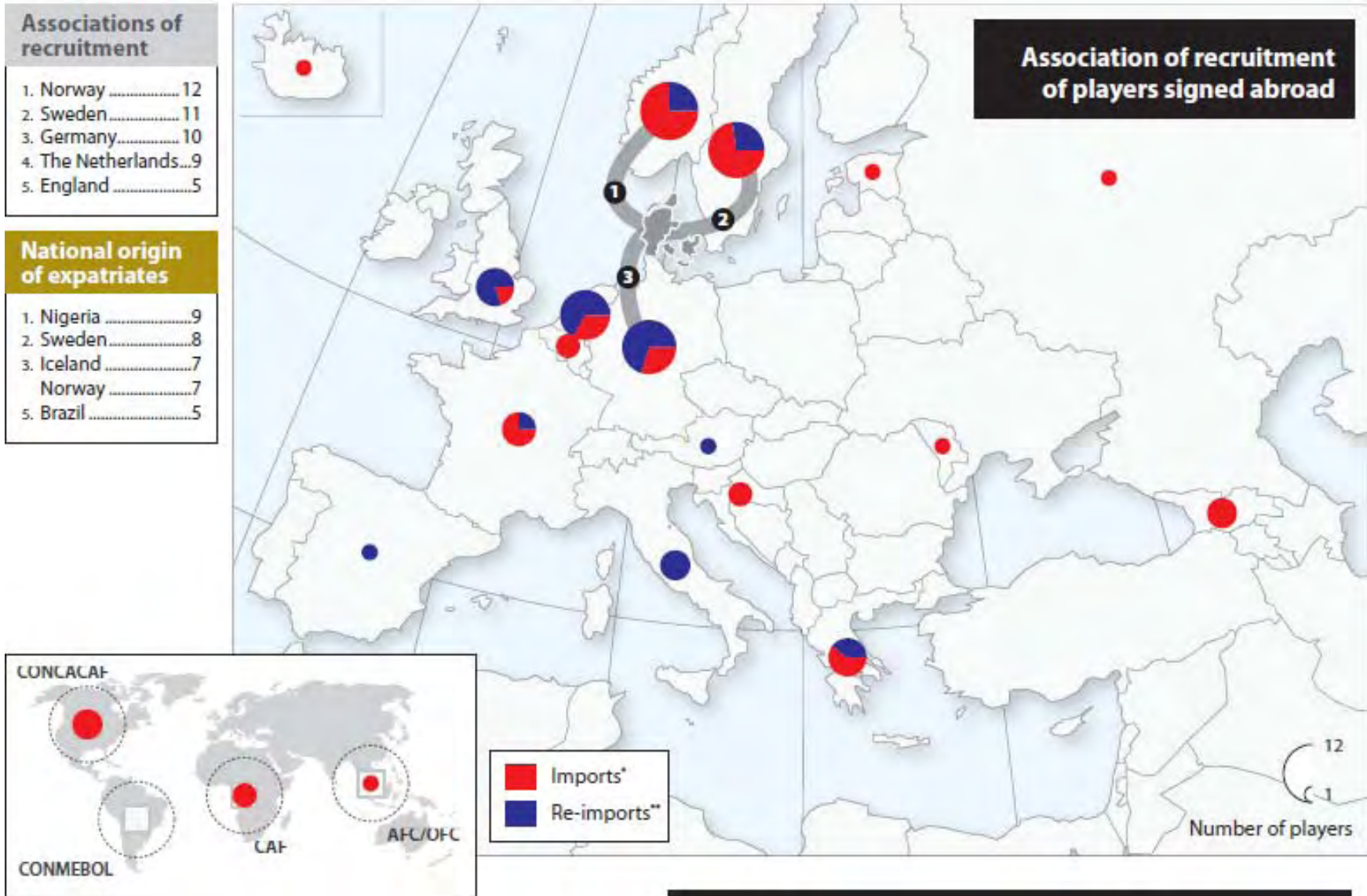
Russia: areas of recruitment



Denmark: demographic trends



Denmark: areas of recruitment



Thank you for your attention, your questions and your feedbacks

Dr. Loïc Ravenel

CIES Football Observatory

Avenue DuPeyrou 1

2000 Neuchâtel

Switzerland

loic.ravenel@univ-fcomte.fr / twitter : @loic_ravenel
